

Scaled data based on original data using
LM-79-08 Approved Method: Electrical and Photometric Measurements of Solid-
State Lighting Products

Test Report Prepared for
Cooper Lighting Solutions
(formerly Eaton)

Brand: STREETWORKS

Report Number: P453037

Luminaire Tested: **GLAN-SA4A-740-U-RW**

Issue Date: 1/4/2021

Test Information

Test Method: LM-79-08
Report Number: P453037
TEST IS SCALED FROM IESNA LM-79-08 TEST DATA (G3-2011-042-4)
Test Lab: INNOVATION CENTER
Issue Date: 1/4/2021
Manufacturer: COOPER LIGHTING SOLUTIONS (FORMERLY EATON)
Product Line: STREETWORKS
Catalog Number: GLAN-SA4A-740-U-RW
Description: GALLEON AREA AND ROADWAY LUMINAIRE
(4) 70 CRI, 4000K, 615mA LIGHTSQUARES WITH 16 LEDS EACH AND RECTANGULAR WIDE OPTICS
Light Source: -
Ballast/Driver: ELECTRONIC DRIVER

Summary

Lumens per Lamp: N/A
Luminaire Lumens: 18665.1 lumens
Efficiency: N/A
Efficacy: 154.3 lumens/watt
Luminous Opening: Rectangular (W 1' x L: 1' x H: 0')
IES Classification: Type III - Short
BUG Rating: B4 - U0 - G4

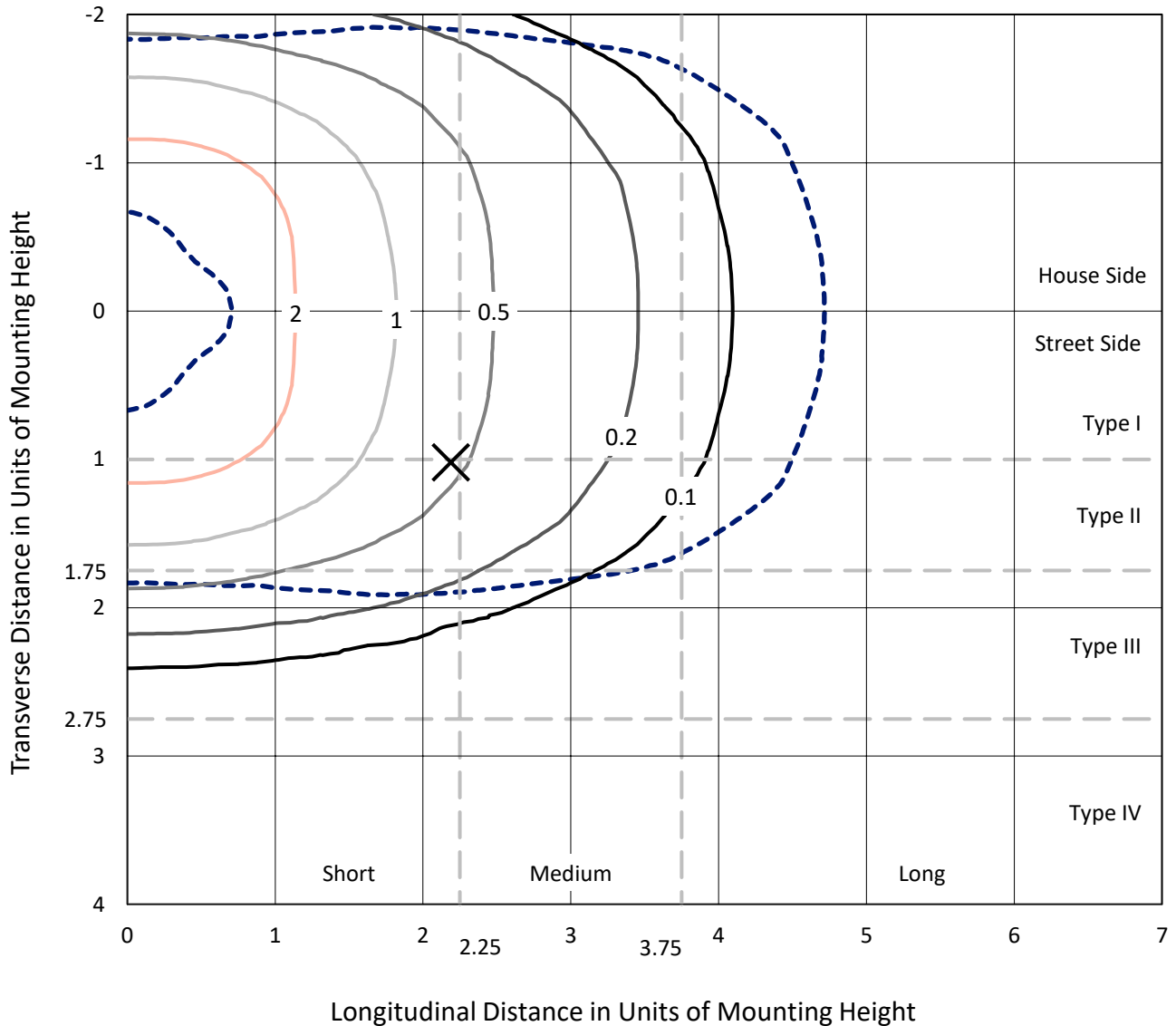
Input Watts (W): 121
Input Voltage (V): NR
Input Current (Ain): NR
Voltage Rise (V): NR
Power Factor: NR
Total Harmonic Distortion (THDi): NR
Frequency (hertz): 60
Stabilization Time: NR
Operation Time: NR
Ambient Temperature (°C): NR
Test Distance: 24 FT



REPORT NUMBER: P453037
 CATALOG NUMBER: GLAN-SA4A-740-U-RW

Iso-Footcandle Lines of Horizontal Illumination

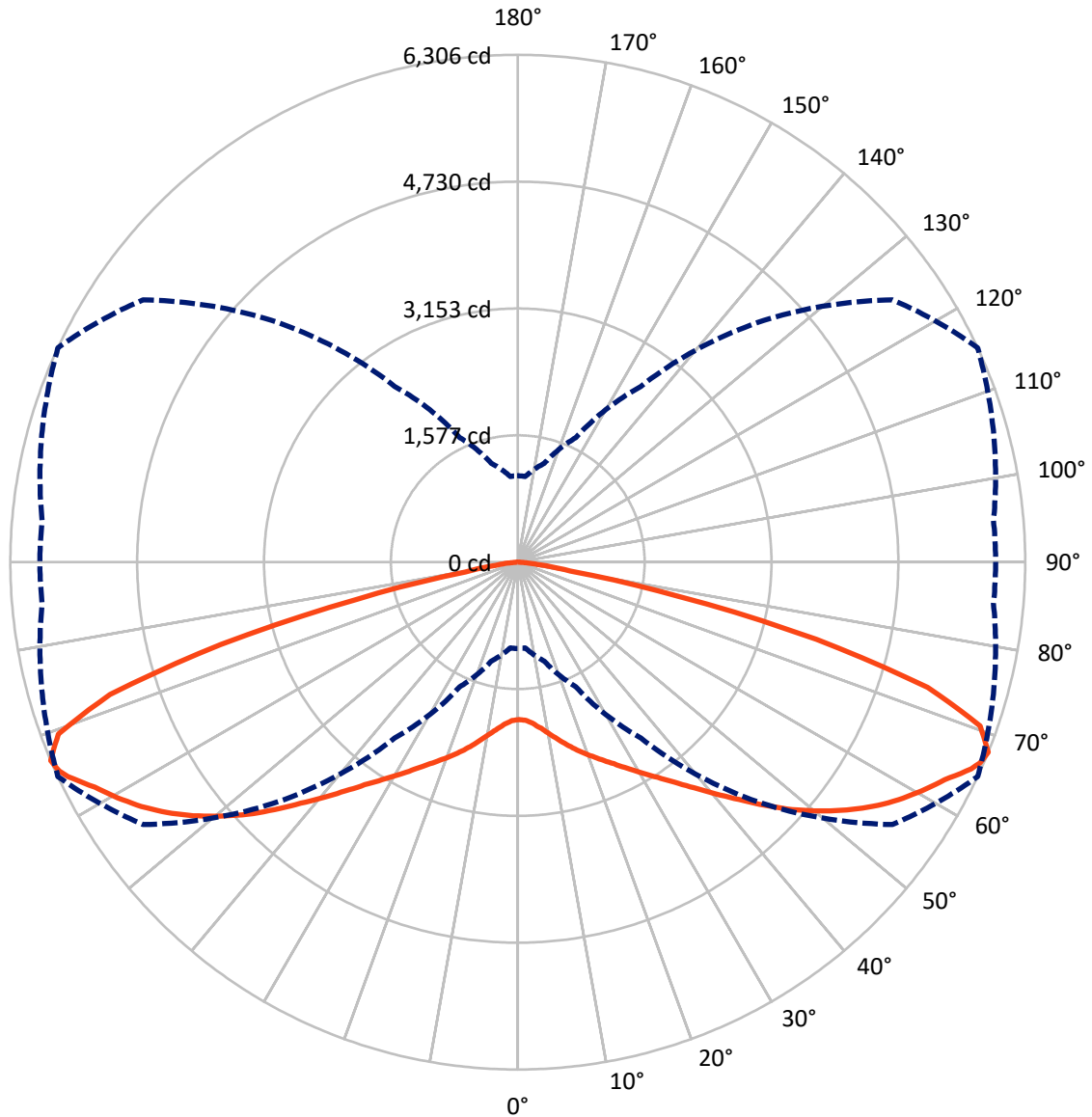
× Max cd
 - - - 1/2 Max cd



Based on 25 foot mounting height. Maximum calculated value = 3.6 fc
 Type III - Short - N/A

REPORT NUMBER: P453037
CATALOG NUMBER: GLAN-SA4A-740-U-RW

Luminous Intensity Polar Plot



— Vertical Plane Through 65-Deg Lateral - - - Horizontal Cone Through 67.5-Deg Vertical

REPORT NUMBER: P453037

CATALOG NUMBER: GLAN-SA4A-740-U-RW

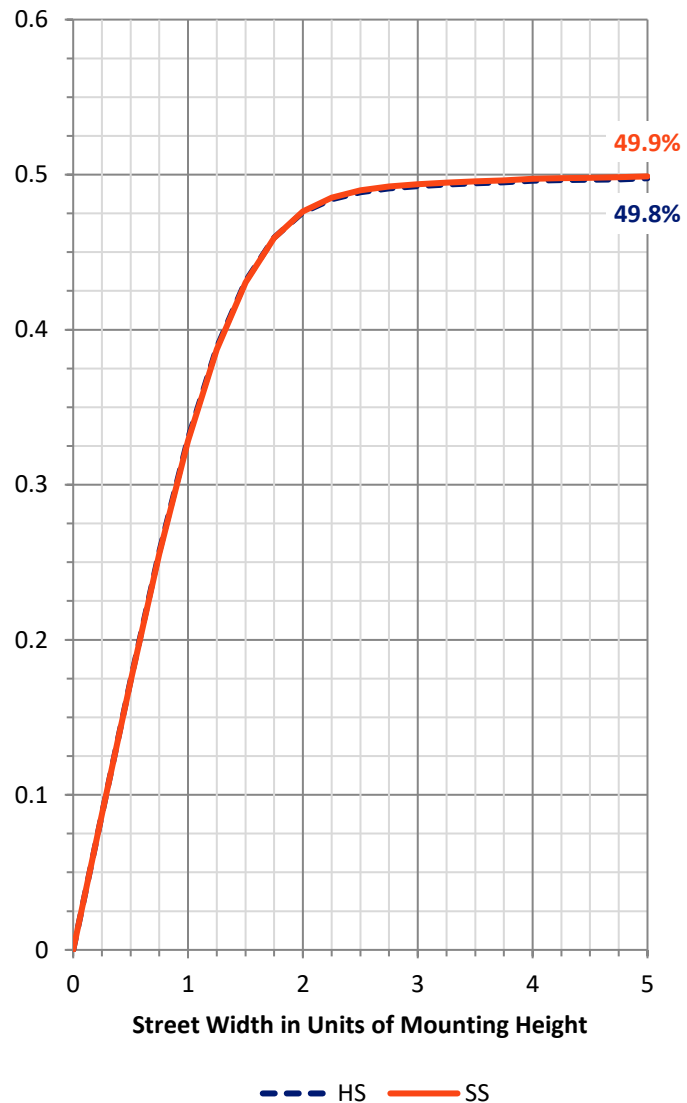
FLUX DISTRIBUTION:

		Downward	Upward	Total
House Side	Lumens	9332.5	0.0	9332.5
	% Fixture	50.0	0.0	50.0
Street Side	Lumens	9332.5	0.0	9332.5
	% Fixture	50.0	0.0	50.0
Total	Lumens	18665.1	0.0	18665.1
	% Fixture	100.0	0.0	100.0

Coefficient of Utilization

ZONAL LUMENS:

Zone	Lumens	% Fixture
0°-10°	192.8	1.0
10°-20°	645.3	3.5
20°-30°	1262.3	6.8
30°-40°	2147.0	11.5
40°-50°	3398.1	18.2
50°-60°	4505.9	24.1
60°-70°	4250.4	22.8
70°-80°	2101.2	11.3
80°-90°	161.9	0.9
90°-100°	0.0	0.0
100°-110°	0.0	0.0
110°-120°	0.0	0.0
120°-130°	0.0	0.0
130°-140°	0.0	0.0
140°-150°	0.0	0.0
150°-160°	0.0	0.0
160°-170°	0.0	0.0
170°-180°	0.0	0.0
0°-90°	18665.1	100.0
0°-180°	18665.1	100.0



REPORT NUMBER: P453037

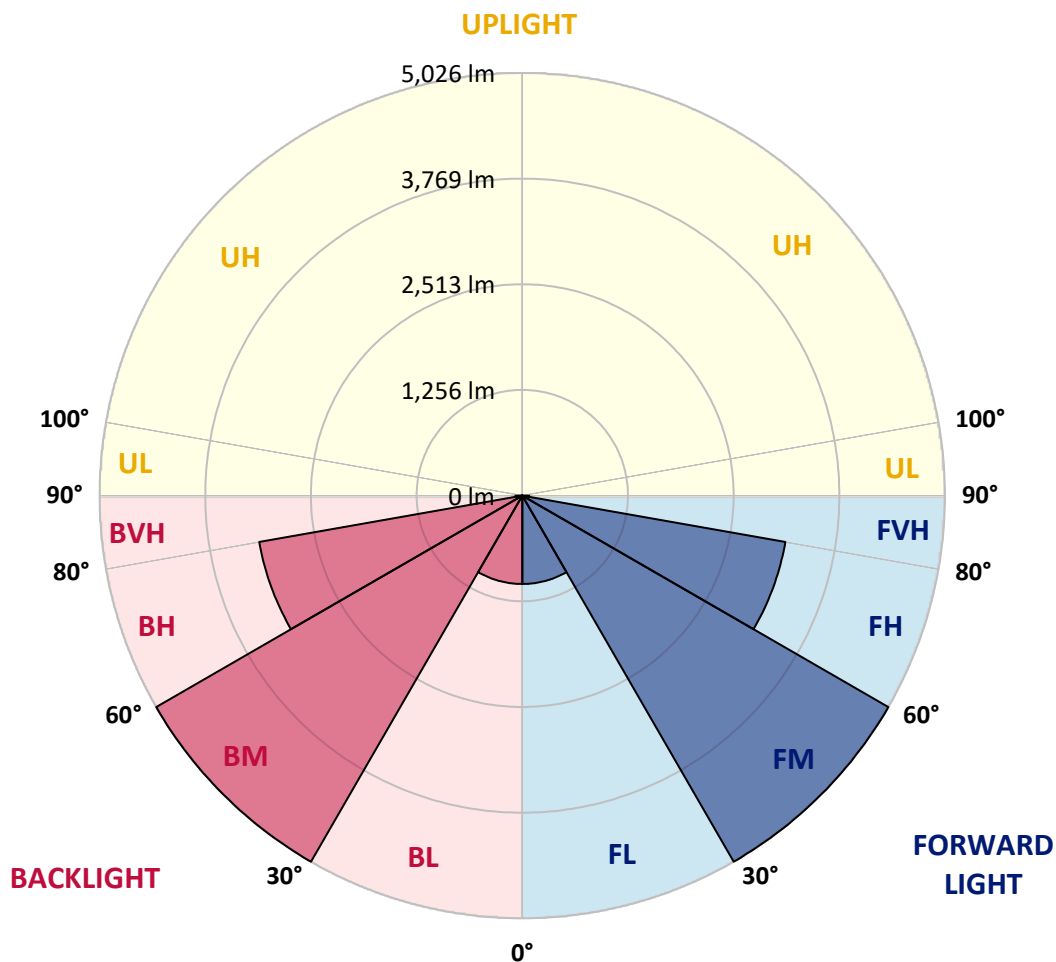
CATALOG NUMBER: GLAN-SA4A-740-U-RW

LUMINAIRE CLASSIFICATION SYSTEM LUMEN TABLE AND BUG RATING:

Zone		Lumens	% Fixture	Zone Rating/Lumen Limit		
				B	U	G
FL	(0°-30°)	1050.2	5.6			
FM	(30°-60°)	5025.5	26.9			
FH	(60°-80°)	3175.8	17.0			G2/5000
FVH	(80°-90°)	81.0	0.4			G1/100
BL	(0°-30°)	1050.2	5.6	B3/2500		
BM	(30°-60°)	5025.5	26.9	B4/8500		
BH	(60°-80°)	3175.8	17.0	B4/5000		G4/5000
BVH	(80°-90°)	81.0	0.4			G1/100
UL	(90°-100°)	0.0	0.0		U0/0	
UH	(100°-180°)	0.0	0.0		U0/0	

BUG Rating: B4-U0-G4

Type III Short





REPORT NUMBER: P453037
 CATALOG NUMBER: GLAN-SA4A-740-U-RW

CANDELA DISTRIBUTION (FULL):

	0°	5°	15°	25°	35°	45°	55°	65°	75°	85°	90°
0°	1955	1955	1955	1955	1955	1955	1955	1955	1955	1955	1955
2.5°	1945	1947	1949	1952	1956	1962	1966	1969	1977	1978	1977
5°	1938	1940	1945	1954	1967	1985	1999	2016	2029	2038	2036
7.5°	1937	1941	1949	1968	1993	2024	2056	2085	2110	2130	2127
10°	1953	1958	1971	1999	2038	2083	2128	2171	2207	2233	2242
12.5°	1980	1984	2008	2050	2106	2162	2213	2266	2316	2360	2360
15°	2027	2034	2064	2125	2194	2259	2311	2367	2421	2471	2486
17.5°	2092	2102	2147	2225	2313	2373	2422	2468	2515	2563	2570
20°	2181	2191	2251	2345	2449	2521	2554	2565	2588	2634	2640
22.5°	2302	2312	2379	2485	2601	2679	2693	2667	2661	2697	2701
25°	2439	2448	2525	2639	2759	2844	2840	2776	2740	2762	2768
27.5°	2593	2606	2684	2802	2932	3007	2995	2902	2825	2821	2823
30°	2790	2804	2878	2991	3119	3188	3163	3038	2919	2879	2879
32.5°	2998	3033	3108	3226	3326	3376	3338	3188	3030	2974	2971
35°	3269	3288	3362	3477	3552	3591	3518	3357	3175	3109	3100
37.5°	3534	3550	3636	3746	3837	3835	3736	3558	3355	3281	3275
40°	3805	3822	3920	4021	4112	4104	3984	3785	3569	3486	3502
42.5°	4040	4059	4170	4314	4396	4394	4255	4031	3806	3732	3746
45°	4254	4271	4400	4565	4685	4700	4548	4311	4080	3985	3989
47.5°	4405	4437	4572	4761	4924	4977	4828	4596	4330	4231	4237
50°	4520	4540	4687	4902	5108	5218	5098	4860	4580	4475	4489
52.5°	4534	4558	4718	4966	5230	5397	5338	5118	4835	4727	4757
55°	4420	4434	4625	4926	5278	5530	5545	5358	5078	4996	5016
57.5°	4095	4131	4373	4739	5212	5601	5700	5576	5324	5243	5275
60°	3562	3598	3841	4305	4963	5568	5828	5769	5547	5482	5499
62.5°	2791	2788	3089	3658	4468	5406	5923	5955	5767	5685	5711
65°	1809	1818	2109	2722	3721	4994	5944	6192	5983	5859	5878
66°	1455	1482	1729	2294	3340	4724	5881	6262	6049	5899	5908
67.5°	1074	1069	1272	1708	2667	4211	5684	6306	6124	5935	5939
70°	613	612	684	938	1568	2965	4791	6095	6276	6065	6054
72.5°	448	445	455	518	765	1497	3305	5327	6198	6044	6013
75°	376	374	372	380	429	678	1754	3832	5378	5673	5641
77.5°	307	307	308	306	308	357	727	2054	3275	3656	3745
80°	240	239	256	249	233	229	322	661	1087	1081	892
82.5°	177	165	195	190	172	146	188	282	363	236	175
85°	112	111	138	126	105	69	90	121	150	91	74
87.5°	20	19	44	32	32	20	25	33	49	34	25
90°	0	0	0	0	0	0	0	0	0	0	0

(END OF REPORT)